

**TD**  
**Summer**  
**Reading**  
**Club**  
**2024**




**Pre-Readers**

# Welcome to the

## 2024 TD Summer Reading Club

This notebook belongs to:

---



This notebook is available in large print, OpenDyslexic font, audio and braille.



Ask library staff for more details.

The TD Summer Reading Club is a national, bilingual program co-created and delivered by over 2,200 public libraries across Canada.

Developed by



In partnership with




Title sponsor



Artwork by Audrey Malo

# Hello, Grownups!



Visit us online for more **FREE** activities and fun things to do this summer.

Write down the username you created with your child on our website:

---

[tdsummerreadingclub.ca](https://tdsummerreadingclub.ca)



# Ways to Raise a Reader



It's never too early to start reading with your little one. **Play, talk, sing, write and read with your child every day** to build language skills and help them become a reader.

*The TD Summer Reading Club gratefully acknowledges that this information is adapted from the American Library Association's Every Child Ready to Read® program.*

## Search and Find

Can your child find these four images throughout the notebook?



## PLAY

Pre-readers learn about the world through play, which helps in understanding stories

**Talk about wishes.  
Wish upon a star.**



## TALK

Pre-readers learn about language by listening or watching you talk and joining in the conversation

**Count down from 10 to 1.  
Take turns blasting off into space in an imaginary rocket ship. Try counting in a different language.**



## SING

Singing together increases awareness of the sounds of words

**Find your favourite action song and sing along. Create actions to a song that doesn't have them already.**



## WRITE

Writing helps pre-readers learn that letters and words stand for sounds and that printed text has meaning

**Encourage your child to scribble or draw a picture. Print their name at the bottom, then let them try.**






## READ

Shared reading is the most effective way to help children become good readers



**Connect with real-life objects from a story. For example, show actual fruits alongside *The Very Hungry Caterpillar* by Eric Carle.**

## Book Recommendations



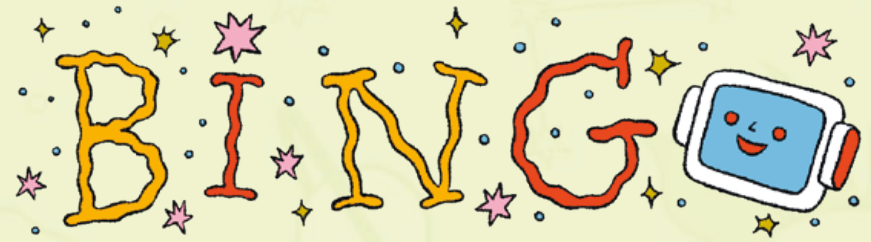
- *What Will I Discover?*  
Tanya Lloyd Kyi and Rachel Qiuqi
- *Blanket*  
Ruth Ohi
- *Welcome, Dark*  
Charis St. Pierre and Rachel Wada
- *Oolichan Moon*  
Samantha Beynon and Lucy Trimble



Check out [tdsummerreadingclub.ca](http://tdsummerreadingclub.ca) for more great summer reads.

## Accessible Format Books

Did you know that listening to audiobooks helps build literacy skills? Library staff can help you find books in accessible formats, like audiobooks, e-books, braille and printbraille. For a selection of summer reads, visit [celalibrary.ca](http://celalibrary.ca).



Try out these challenges with your child! How many boxes can you check off before the end of summer?

Make up new words to "Twinkle Twinkle Little Star"

Look at a map and describe what it is

Write your child's name. Say the letters together

Draw numbers on your child's back with your finger

Read a book about nighttime

Read a rhyming book

Trace household items. Which is biggest? Which is smallest?

Read to a stuffie


Go on a walk or roll and read the signs

Make instruments from things around the kitchen. Play them

Listen to an audiobook

Start a drawing and have your child finish it




# Our Summer Reading





## Library Time

Did you visit the library and meet a staff member or volunteer? Write their name or draw a picture of them.




Use these pages in any way you like! Here are a few ideas: list books or other material that you and your child have read or listened to together, let them draw pictures inspired by books and collect stickers to place in the empty boxes.






## Top Picks

What book "saved the day" this summer?  
What book did you read over and over?  
Record titles here.




### Read Anywhere, Read Often

Where was your favourite place to read together? Where will you read next? Talk about it, then write or draw it.



# Creature From Space



Imagine a space creature with your child. Describe or draw these details.

- How many arms does it have?
- How many eyes?
- How many legs?

Roll a dice to determine the amounts or choose the amounts yourselves.

## Congratulations!



\_\_\_\_\_  
Your name


**You're a star!**

\_\_\_\_\_  
As witnessed by

\_\_\_\_\_  
Date

## Lunar Landing

Draw craters or scribbles to add detail to the moon. Encourage your child to personalize the flag. Land the characters on the moon by tracing the paths.



## Atterrissage lunaire

Dessine des cratères (ou ce que tu veux) sur la Lune.

Trace les pointillés pour mener les personnages jusqu'à la Lune.